



Thursday 28th January

Year 2 Home learning

Hello Year 2!

Thursday already- the week is flying by! If you have a chance watch "Horrible Histories Vile Victorians" on the BBC website (www.bbc.co.uk/cbbc/watch/horrible-histories-beastly-boxset-vile-victorians-walkthrough) and have a go at one of the games like "find the chimney sweep" or "find Charles Dickens". You will also find on our class website a silly song about Queen Victoria! Today in maths we are spending time looking at clocks and telling the time. Yesterday you were looking at telling the time to o'clock and half past and today we will be looking at a quarter past and a quarter to the hour.

Do you like cake Year 2s?? I know I certainly do! Do you know what a Victoria Sponge is? Have a look at the photo below, you might have tried it before, it is a delicious sponge cake that is very popular and rightly so. The Victoria Sponge as the name suggests comes from the Victorian era and is named after Queen Victoria as she really enjoyed a slice with her traditional afternoon tea. You've been learning a lot about Victorian kitchens this week with Mrs Hill and if you have the ingredients at home why don't you have a go with your family at some Victorian baking. You could pretend you are royalty whilst you tuck into a nice slice. Here's an easy recipe to follow; www.bbcgoodfood.com/recipes/grannys-victoria-sponge



After all that cake you might need to have a bit of a run around outside. In the Victorian times children loved to play games like hoops, skipping rope games, skittles, marbles, ball games, tag and blind man's bluff. Not too different to some of the outdoor games children play today!

Have a look below to see what I would like you to do today.

Mrs Garner

Handwriting

Today we are going to practise all the letters we have been working on this week in lowercase and uppercase- Rr, Nn, Mm and Hh .

Practise writing the letters very neatly, sitting them on the line and keeping them nice and straight. Look at the Thursday handwriting document for help if you need it and keep up the good work.

Reading – Don't forget to read some of your reading book today, to keep those skills going. Remember to have a chat about the story itself- in some of the books at the end there will be a question and answer section to go back over your understanding of the story.

English

This week you have been creating your own Mr Benn story and coming up with some very imaginative ideas and characters. Yesterday you wrote the problem to your story and today you are writing the resolution to the story and how the problem is fixed. Today we are continuing with the Mr Benn story presentation that you have been following with Mrs Hill from the page that starts, 'Mr Benn thought carefully for a moment.' You may want to use this sentence in your own story as a good opener for how the problem is going to be fixed. Remember you can add other Mr Benn's phrases such as, 'In no time at all Mr Benn's plan started to work.' Remember not to write the conclusion/ending to your story today as we will be writing this tomorrow.

Maths -

Today we are looking at telling the time to quarter past and quarter to the hour. Remember one hour is 60 minutes so half an hour is 30 minutes (half of 60) and a quarter of an hour is 15 minutes (half of 30). Think of a circle divided into four quarters. See the pictures below.

15 minutes
 $\frac{1}{4} = 15/60$



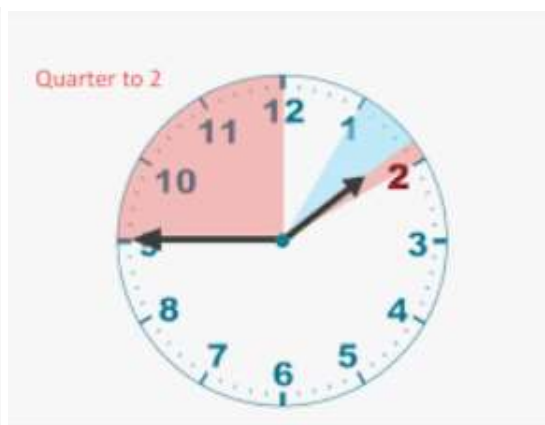
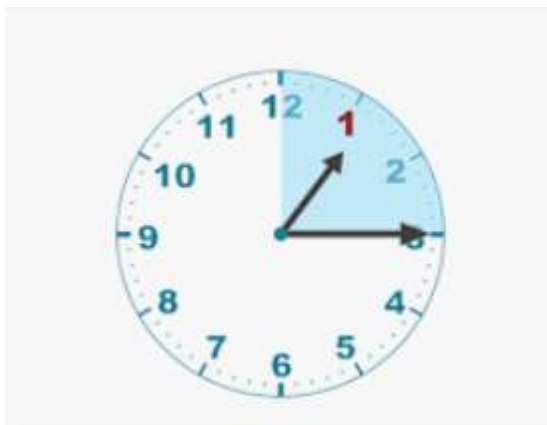
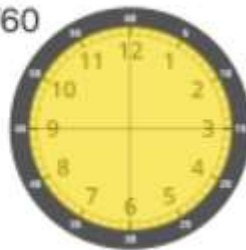
30 minutes
 $\frac{2}{4} = 30/60$



45 minutes
 $\frac{3}{4} = 45/60$



60 minutes
 $\frac{4}{4} = 60/60$



Remember the short hand is the hour hand and the long hand is the minutes hand.

In the first picture above for quarter past the minutes hand is always pointing at the 3 as it is a quarter way round the circle to show that 15 minutes have passed by. The hour hand is slightly past the hour (1). The time is a quarter past 1.

In the second picture above for a quarter to the hour the minutes hand always points to the 9 as we are counting down towards the next hour and there are only 15 more minutes to go until 2 o'clock. The time is a quarter to 2.

Remember with a quarter to the hour 45 minutes have passed already and $45+15=60$ and 60 minutes is one whole hour.

Have a go at the Thursday maths sheets and also look at the BBC Bitesize lesson on the link below;

<https://www.bbc.co.uk/bitesize/articles/zn9k3j6>

Learning to tell the time is one of the trickiest maths skills so don't worry as you will be spending a lot of time on this in Year 2 and then in the juniors too. Learning to tell the time is a very important skill to master, you don't want to arrive late to a birthday party or miss the bus!

This afternoon...

Science - In science today we are looking at how materials change shape. Have a look at some of your toys- which ones can change shape and are bendy and flexible and which ones can't change their shape? Do you know what material they are made out of? Try stretching out an old pair of socks-how far can you make them stretch? What material are they made from? Take a look at this Thursday's Science presentation and have a go at the Science activity. Don't worry if you haven't got everything that is listed on the table- you might have some of your own that you want to add instead.

Have a look at the BBC Science clip video about Morph and his shape changing exploits! It's amazing to see what can be done with plasticine.

www.bbc.co.uk/programmes/p013bhgy