

# Congratulations!

**You've found a treat  
in our virtual Easter hunt!**

As a little pick-me-up from us to you, we're hiding treats amongst our resources!  
Hop from one resource to another to see what you can find...

**Your treat: Entry to our Easter giveaway!**

5 winners  
can bag themselves  
an Easter bundle full of  
treats, including:



**200 Pritt Sticks**

**An iconic Twinkl mug**



**A Twinkl Original Book: The Easter Journal**

[Hop over here to enter](#)



**Loved this little surprise?**

Hop over to social and share your Easter treat  
using the hashtag **#CrackedIt** to help others find theirs.



#### T&Cs (the boring but important bit)

Giveaway is open to UK & NI only. The giveaway closes on 18/04/2022  
One winner will be chosen at random. Entries are restricted to one per person.  
Full terms and conditions can be found on the giveaway page.

# Easter Themed Basket Craft

## Instructions:


1. Colour in the basket and the handle.
2. Cut out along the dotted lines and fold on the solid lines.
3. Glue the sides together and staple on the handle.
4. Fill your box with Easter goodies.

### Line Key




Cut



Fold



twinkl.com





# Easter Themed Basket Craft

## Instructions:

1. Colour in the basket and the handle.
2. Cut out along the dotted lines and fold on the solid lines.
3. Glue the sides together and staple on the handle.
4. Fill your box with Easter goodies.

Line Key	
Cut	- - - - -
Fold	_____



# Easter Themed Basket Craft

## Instructions:

1. Colour in the basket and the handle.
2. Cut out along the dotted lines and fold on the solid lines.
3. Glue the sides together and staple on the handle.
4. Fill your box with Easter goodies.

Line Key	
Cut	- - - - -
Fold	_____

