













Spellings

Homophones – words which sound the same but have different meanings and spellings are called homophones. Try to learn as many of these homophones as possible. Most you can probably already spell, but make sure you know which is the correct spelling for each word.

TASK: Use a selection of homophones (use the spellings from last week too). Make a card game to help you to learn the spellings of these. Put different each homophone on its own card and draw a picture to show the meaning. Make up some card games to play to help you to learn the spellings of these homophones. There are some suggestions below. 1 would be the easiest way to make and 3 the most challenging.

Paw Pour poor	Leek Leak Boy Buoy	Fir Fur Blue Blew	Rose Rows Sight Site
---------------------	-----------------------------	----------------------------	-------------------------------

1. 2. 3.

 allowed We were allowed to play outside today.	 aloud She spoke aloud.	 allowed We were allowed to play outside today.	 aloud She spoke aloud.	 We were _____ to play outside today.	 She spoke _____.
 ate We ate our lunch.	 8 Can you count to eight?	 ate We ate our lunch.	 8	 We _____ our lunch.	 Can you count to _____?

Topic

Look at the topic grid and begin your work on one of the choices - have fun.

Maths - this week the homework task will have an English Focus.

Please log on to www.activelearnprimary.co.uk

Login - 1st initial and surname e.g. jsmith

Password - yr2016

School code - bccj

You can spend some time playing the couple of games which I have loaded on for you.

Times Tables

Please practise the following tables which we have looked at this half term: 2s, 5s, 4s, 8s and 3s

<https://www.timestables.co.uk/>

<https://www.bbc.co.uk/teach/supermovers/times-table-collection/z4vv6v4>

www.TimesTables.me.uk

Handwriting - optional extra

I will upload a handwriting sheet which will match the letters we are working on this week on to the school website...this handwriting sheet is an additional activity. Apologies, but the scan didn't work too well so the letters and words on the first page are: