

Information

English - 45 minutes for the main lesson and 15 minutes handwriting or spelling (alternating daily).

We will be continuing our work on 'Alien English' this week. You will need both cheat sheets and the Amazing Alien booklet which you used last week.

On Thursday, remember that it is world book day, so get dressed up at home and have fun.



This unit of work has its own booklet and we shall work through this together, learning as we go. I will teach you this, either by outlining the lessons on our weekly English sheet (this sheet) or by sometimes recording a video for you to watch.

Handwriting and Spellings - These will continue to be daily (these usually alternate). For the next two weeks, we are going to really learn the remaining year 3/4 words. Spend 10-15 minutes on these please. In this week's learning area, I have included a copy of all of the Y3/4 common exception words so you can have a copy of these at home.

Reading - Please spend 30 minutes enjoying books and reading aloud to somebody at home. Please make sure that you are taking a quiz on each book you read - do both quiz types please, the comprehension and vocabulary quizzes.

I have included all the resources and worksheets for handwriting below.

## Monday

**Spelling:** This week in spelling, we are going to focus on 12 orange words. We will learn to spell 6 on Monday and another 6 on Wednesday. In school we used paint last time and learnt to spell our words. Which method can you use? Please make sure you know the meaning and the spelling of these words:

**Regular, reign, remember, special, straight, strength, suppose**

Ideas for learning spellings: There are many different ways to learn spellings and using the look-say-cover-write-check sheet is just one way. You could:

- Try painting your words in different colours
- Sprinkle talcum powder/flour/rice/sand/shaving foam (or something similar) in a baking tray and use your finger to spell out the words
- Cut out letters from an old newspaper or magazine to make your spelling words
- Draw a rainbow and write all your words in an arc in a different colour
- Make a paper chain of your spelling words
- Play hang man with a partner using your words...or come up with another idea to help learn your spellings and share with the class.

**English: - 45 minutes - Amazing Aliens**

Today is a relatively short English task for you to complete. Please make sure you have completed any outstanding English work from last week, especially the newspaper headlines from Friday (as we will be doing further work on newspaper articles in future lessons). You will need to bring your English booklet to school with you when you return in a week, as for the next few lessons when we are back in school together, we will be completing the remainder of our alien work.

**LO - To use inverted commas to show direct speech.**

1. Please read the information on page 13 of your booklet. Do you remember all of the work we completed last term on using inverted commas correctly? What rules can you remember? Complete the short task of writing a quote for each character or characters on page 11 (you wrote newspaper headlines for these on Friday).

## Tuesday

**Handwriting:** spend longer on your handwriting today if you complete your English work in less than 45 minutes. Complete unit 20 - use the lined page given. Make sure you form all of your letters accurately and make these the correct size in relation to one another.

**English: 45 minutes - Amazing Aliens**

**LO - To understand what is written in a text and summarise this in your own words.**

Read the text on page 14 of your Amazing Alien booklet. Can you talk with somebody at home and discuss what this was about? This is the planet Zargon 9. Your challenge is to invent Zargon 10 and design a map of this.

Please make sure you do this in a lot of detail today, as this map will help you write your own log of when you visited this planet. The more detailed and interesting your map, the more exciting your writing can be.

## Wednesday

**Spelling:** This week in spelling, we are going to focus on 12 orange words. We will learn to spell 6 on Monday and another 6 on Wednesday. In school we used paint last time and learnt to spell our words. Which method can you use? Please make sure you know the meaning and the spelling of these words:

strange, surprise, therefore, though, thought, through, woman, women.

**Ideas for learning spellings:** There are many different ways to learn spellings and using the look-say-cover-write-check sheet is just one way. You could:

- Try painting your words in different colours
- Sprinkle talcum powder/flour/rice/sand/shaving foam (or something similar) in a baking tray and use your finger to spell out the words
- Cut out letters from an old newspaper or magazine to make your spelling words
  - Draw a rainbow and write all your words in an arc in a different colour
  - Make a paper chain of your spelling words
- Play hang man with a partner using your words...or come up with another idea to help learn your spellings and share with the class.

## **English: 45 minutes - Amazing Aliens**

**LO - To plan a piece of writing using a text as an example.**

Today we will be covering pages 15-17 in our booklet (not the last part on page 17 though - this will be on Friday).

1. Follow the task suggested and fill in the planning sheet imagining you have explored Zargon 10, the planet you designed and drew yesterday.

Remember when you are planning it needs to be detailed but short. We just write notes for this, not huge long sentences. When you are writing up this log on Friday, I would expect at least the same amount as written on the example on page 14.

2. Complete the short writing activities on page 16 - 'Detail please' and 'When' or 'How' please. The cheat sheets given last week, will help you here too. The cohesion sheet is brilliant for replacing 'and' and 'but' in a sentence. The fronted adverbials sheet is fantastic for giving you ideas for when or how something happened. You are very familiar with fronted adverbials now, so try to use some interesting ones. Both of these cheat sheets are available in last week's learning in our area of the website.
3. Complete the top part of page 17 - 'Explain please'...using the word because in a sentence.

All of these activities today are short writing skills which will help you. When you practise writing in short bursts like this, you are improving your writing. You can then put these new skills into your longer pieces of writing.

## Thursday - World Book Day

Please see World Book Day separate document for today's fun learning.

## Friday

**Spelling:** Please make sure you have learnt the meaning and spelling of all of our orange words this week. Can somebody at home check you have learnt these?

Regular, reign, remember, special, straight, strength, suppose,

strange, surprise, therefore, though, thought, through, woman, women.

**English - 45 minutes - Amazing Aliens**

**LO** To add extra detail to sentences using conjunctions (and/but/because) and fronted adverbials.

Your challenge today is to write your log as explained on page 17.

**Here are some top tips to help you:**

- Remember to use both cheat sheets to help you.
- Make sure **all** punctuation is included in **every** sentence.
- Remember to use joined up, tidy handwriting.
- Write in the past tense.
- Write in paragraphs with an introduction to begin your log.
- Include as much detail as possible, make your sentences longer by adding and/but/because in these...but only use just once.
- Use fronted adverbials and remember to use a comma after these.




## Practising with punctuation.



Sarah-Jane says, "Reading is fantastic!"

## FOCUS

Copy these punctuation marks into your book.



## EXTRA

Copy these words into your book.

Explosive! Great! Terrible!  
Fantastic! Super! Awful!  
Nonsense! Wow! Miserable!

## EXTENSION

Choose a word from the Extra above to finish these sentences.  
Copy the sentences into your book.  
Not all of the missing words will need a capital letter.

1 Anna thought the book  
about monsters was \_\_\_\_\_!



2 Darren said,  
"My book on football  
is \_\_\_\_\_!"



3 " \_\_\_\_\_!  
This book is \_\_\_\_\_!  
Have you read it?"



Exclamation marks are  
the same height as  
ascenders.



Remember to slope  
your writing slightly to  
the right.



