

Hi my amazing Year 1's

I hope you have had a good weekend and enjoyed the sunshine outside. I loved playing in the garden with my children and we all played a game of catch with a ball, it was lovely to be outside.

Now all of you are at home, I will be sending you some things to do each day so that you can continue your learning at home. It also gives me a chance to say hello each day!! Lots of the activities are things we normally do at school so you can show you parents how we learn and have fun. Make sure you don't spend all day doing this and that you get out and enjoy some fresh air.

(Parents - if you aren't sure about anything: please, please email me as I am here to help and am happy to answer any queries - you are not on your own and no question is a silly one! I would love to see anything the children have done that they want to show me and am here for you as well)

Today we will be doing lots of fun things and we will be thinking about Easter a lot this week.

We always start the day off with some guided reading. Could you read your book to you parent? If you have read it maybe you could use a book you have at home or your parent can read to you.

In literacy this week we will be writing and learning about the Easter story. Can you watch <https://www.youtube.com/watch?v=OPSgoPdKQFQ> on youtube please. This is the beginners bible Easter story. Talk about the story and see if you can retell the story to an adult (not written just talking).

Each day at school we always do some phonics. We have now done all of our sounds and will be revising them with games and teaching - I will send some for you over the coming weeks - in addition there will be teaching sessions for set 2 and 3 every day on the Ruth Miskin youtube channel 10 and 1pm for set 2 and 10.30 and 1.30 for set 3. It would benefit all of the children to watch these as it will provide a great recap and is provided by the makers of the read, write inc programme. We have covered all of the set 2 and 3 sounds.

In maths we will be counting and also going back over what is in a 2 digit number. Could you.....

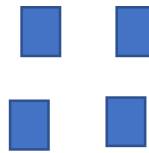
- Take turns with a grown up counting to 100 then back again or race a grown up to count to 100. You could even go outside and do 100 star jumps
- This week in maths we are exploring 2 digit numbers and finding out how many tens and how many ones are in a number. Could you write down numbers 11 - 25 and draw how many sticks of 10 and how many 1's. You could even use sticks as 10's and flowers as 1's outside. You could be as creative as you like. If your child finds this easy do some bigger numbers up to 99.

For example 24

2 sticks of 10



4 ones



This afternoon we would have continued thinking about Easter. In preparation for an activity later on in the week, can you decorate the eggs I have attached and cut them out. Keep them safe for later on in the week.....


Have a lovely day and keep singing!!!! I miss your smiley faces already

Love


Mrs.Oakes




This Photo by Unknown Author is licensed under CC




[This Photo](#) by Unknown
Author is licensed under [CC](#)




[This Photo](#) by Unknown
Author is licensed under [CC](#)




[This Photo](#) by Unknown
Author is licensed under [CC](#)




[This Photo](#) by Unknown
Author is licensed under [CC](#)




[This Photo](#) by Unknown
Author is licensed under [CC](#)




[This Photo](#) by Unknown
Author is licensed under [CC](#)



[This Photo](#) by Unknown
Author is licensed under [CC](#)



[This Photo](#) by Unknown
Author is licensed under [CC](#)



[This Photo](#) by Unknown
Author is licensed under [CC](#)